

The Traveler *Virtual Movie Event* Evangelism Guide

[Tips for Hosting a Watch Party & After-Party](#)

[How to Set Up a Watch Party](#)

[Watch Party Sample Invitations](#)

4 Helpful Tools to Lead Your After-Party Conversation:

[How *The Traveler* Film Relates to God](#)

[10 Movie Discussion Questions](#)

[Fun Facts and Miracle Stories](#)

[How to Lead Someone to Faith in Jesus](#)

[Hosting-an-Event Prayer Guide](#)

Although watching movies with friends and neighbors is great, it's even better when you can use the movies as springboards into gospel conversations.

In fact, we've discovered that people are often more willing to be vulnerable and have conversations about faith after viewing one of these films. Therefore, **after the *Watch Party* we encourage you to stay online and have an *After-Party* hangout time** to discuss the movie you just saw together.



Tips for Hosting a *Watch Party* and *After-Party*

- In order to have more personal and constructive conversations, we advise that you limit the number of people you invite to the *Watch Party* and *After-Party* – perhaps around 15-20 people (expecting 5-10 could attend). **WatchParty.me** states that there can be unlimited participants, but they've only tested up to 15 viewers.
- You can host a *Watch Party* several times with different groups of people. We recommend selecting groups of specific people that you think will get along, enabling you to focus on creating closer relationships with them, and hopefully with each other too.
- To set up the *Watch Party*, *see the* ["How to Set Up a Watch Party" info below.](#)

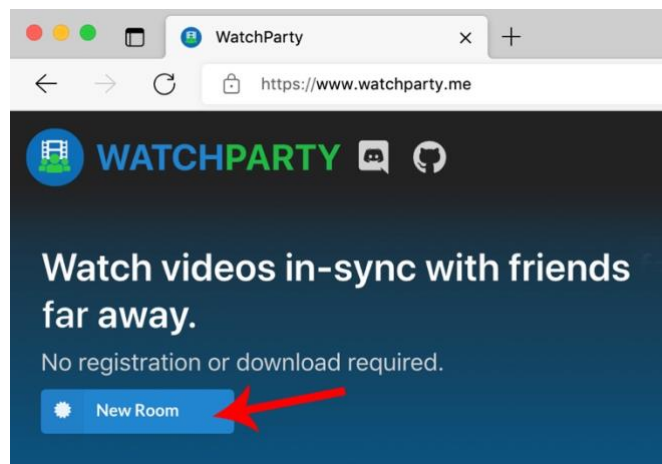
- **3-4 days ahead of the *Watch Party*:**
 - Send a direct message or email to each person you're inviting.
(See ["Watch Party Sample Invitations"](#) below.)
- **The day of the *Watch Party*:**
 - Send a direct message or email reminder to each guest you've invited.
(See ["Watch Party Sample Invitations"](#) below.)
 - When friends reply that they will be joining your *Watch Party*, we recommend letting them know that WatchParty.me works best if they watch the movie via Chrome, Microsoft Edge or Firefox and on a laptop or desktop computer rather than mobile phone or iPad, if possible.
- **15 minutes before the *Watch Party*:**
 - Log on to your *Watch Party*. (Details for how to set up the movie are found below in ["How to Set up a Watch Party"](#).)
 - Send one final direct message or email to each guest with the *Watch Party* movie link. (Found in ["How to Set up a Watch Party"](#).)
 - Welcome each of your guests in the text chat as they join: ***Hi friends! Welcome! "The Traveler" Watch Party will be starting in just a few minutes!***
- **At the start of the movie:**
 - Once all your guests have arrived, before you start the movie, remind your guests about the *After-Party* in the chat: ***Please join me after the movie for the After-Party discussion. I look forward to talking with you about the movie and sharing some fun facts about the film!***
 - Push the **Play** button to start the movie.
- **During the movie**, there are points that have fun behind-the-scenes facts that you can allude to in the chat. Then share those fun facts later during the *After-Party*. ([Read more about this in the "Behind-The-Scenes Miracle Stories & Fun Facts" section below.](#))
- **At the end of the movie**, type a message in the chat window encouraging your guests to stay and talk about the movie together.
- To prepare for your *After-Party*, see ["4 Helpful Tools to Lead Your After-Party Conversation"](#) below and choose the tools that are most helpful to you.

How to Set Up and use WatchParty.me

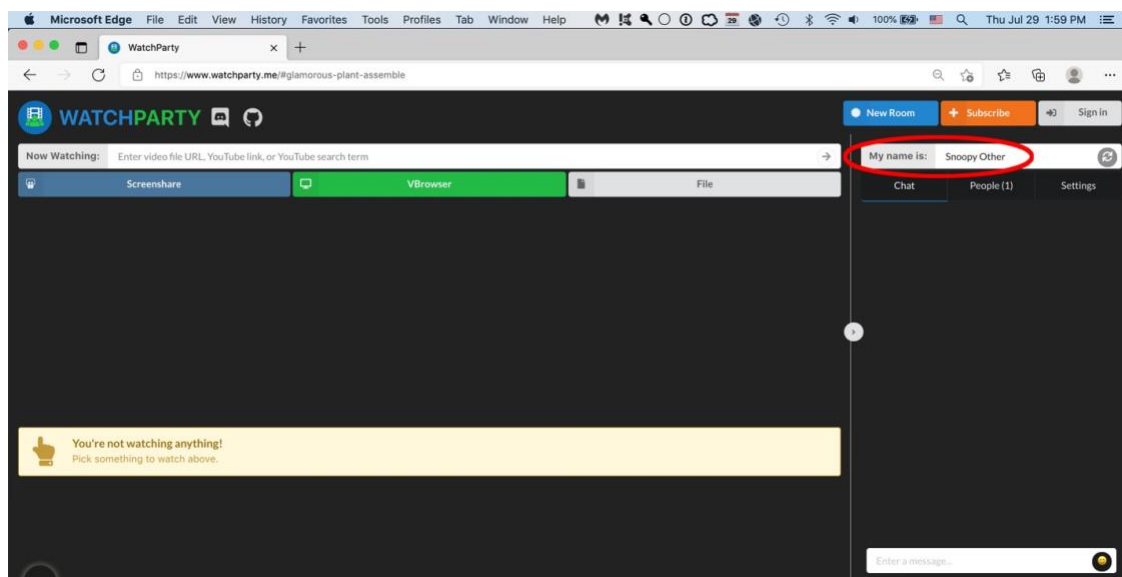
Hosting a Watch Party is an easy way for you to watch movies with all of your friends and build relationships with them! The following easy, detailed instructions will show you how ...

1. A few weeks or a few days before your Watch Party, go to the secure site:
<https://www.watchparty.me/>

It's free to use **Watch Party** but there are some very helpful advantages to paying \$5 for a one-month subscription (renewable, if desired), such as viewing the movie in higher quality. You can easily create a Watch Party account by signing in using your Facebook, Google or email account. Once you've registered it's easy to pay. NOTE: the people you invite do not have to register or pay to watch a video with you.



2. Click on the blue **New Room** button. A new empty web page will be displayed:

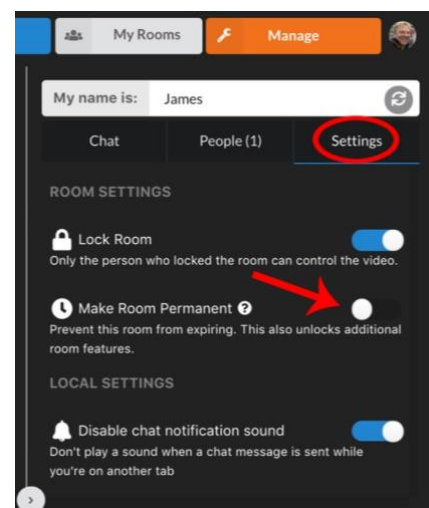


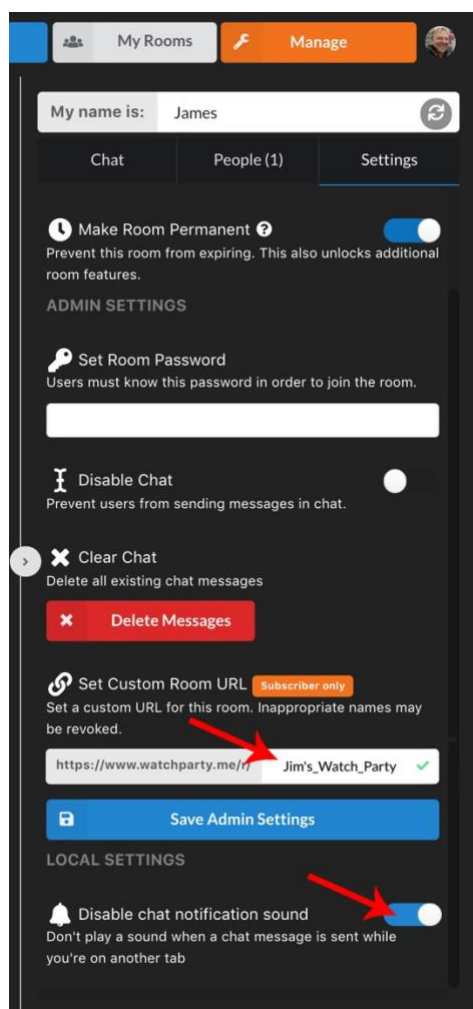
By default, Watch Party gives you a random, fictitious name (i.e, *Snoopy Other*). You'll want to change it to your real name in the “**My name is**” field, so people will recognize that it's you.

3. Click on the **Settings** tab to make the following changes:

a.) as a paying subscriber you can **Lock the Room**, which means *only you* can start and stop the movie. “Locking the Room” — doesn't lock people out from being invited or attending the Watch Party.

b.) as a paying subscriber you can **Make Room Permanent** which means that the “room” is available for longer than only 24 hours. You will have the room for the whole month of your paid subscription, or longer if you renew your subscription. (You're not limited to just one room, but you can have multiple rooms that are “permanent”.) Also, by activating “Make Room Permanent,” it enables several additional features:





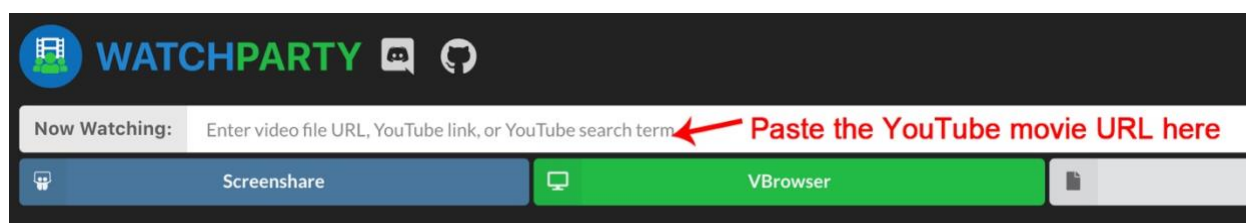
c.) as a paying subscriber you can “**Set Room Password**” and give it to your invited guests (if this is important to you). Generally, this is unnecessary and it’s a much easier process for people to join you when the room is not password protected.

d.) a paying subscriber has the ability to “**Disable Chat.**” Do not do this. This makes the chat column unusable for you. We recommend that you use the Text Chat to give little messages throughout the movie to encourage the viewer to stay online for the *After-Party*, where you can tell some Behind-the-Scenes stories, use the Movie Discussion Questions, and engage your attendees in spiritual conversations.

e.) a paying subscriber can set a **Custom Room URL** (website link). This is very important. It means you can edit the Watch Party URL address from the random name they give it (i.e., *#glamorous-plant-assemble*) to something more fitting and unique like: *Jim's_Watch_Party*. You can make this custom name of your room as long or short as you want, using no spaces. If your custom name is usable, you’ll see a green check mark. ✓ Then click the blue **Save Admin Settings** bar.

f.) Also in Settings, you can **Disable Chat Notification Sounds** so you don’t hear a chime each time a text is posted during the movie (while you’re in another tab).

4. Next, select the movie language you want to show from the list of choices found at the end of these directions and copy the corresponding [YouTube movie link](#) (URL).



5. To complete setting up your Watch Party, paste the movie URL in the “**Now Watching**” field in the Watch Party website, so it’s prepared in advance for your movie showing. NOTE: Once you paste the URL into the field, the movie will immediately start to play. So be prepared to quickly pause the film at the first second or two of the movie (the pause button is in the lower left corner). If you’ve got a paid subscription, the movie will now stay paused indefinitely until you come back to the website, log in and go to **My Rooms** and load the saved room, even days or weeks later. To start the movie when you’re ready, just click the play button on the lower left.

6. Your Watch Party Room is now all set up! If you've paid the \$5 subscription fee, your room will be saved in the **My Rooms**. So, you can prepare multiple rooms for difference audiences.



Before leaving the Watch Party website, copy and save the Custom Watch Party URL (website link) that you have created, (such as https://watchparty.me/r/Jim's_Watch_Party) so that you can include this link in your invitation for your attendees.



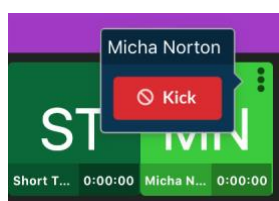
7. Decide on a time for your *Watch Party* and invite your friends. (See *Watch Party Sample Invitations* below.)

8. **On the day of your Watch Party** when people arrive, greet them on the **Text Chat**. If anyone goes to the “**People**” tab and joins the **Video Chat**, you’ll hear their room sounds and voice. Encourage them to leave the **Video Chat** and just use the **Text Chat** while the movie is playing. This will avoid the movie audio from being captured by their Video Chat mic, which would create distracting feedback.

9. **If someone comes in late**, they can try to sync to the host’s timing by clicking the bottom left sync arrows <<. If that doesn’t work, the host will need to briefly pause the movie. When the host clicks Play again, the new person should be synced to the current location in the movie.

10. **During the movie**, there are points that have fun behind-the-scenes facts that you can allude to in the chat. Then share those fun facts later during the *After-Party*. (*Read more about this in the [“Behind-The-Scenes Miracle Stories & Fun Facts”](#) section below.*)

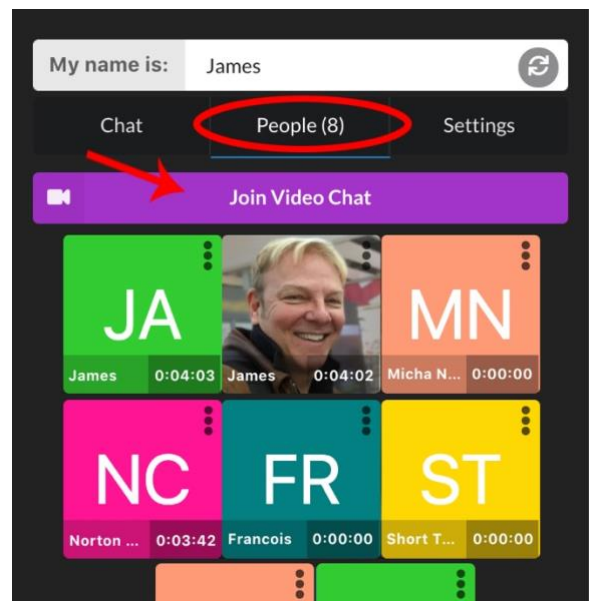
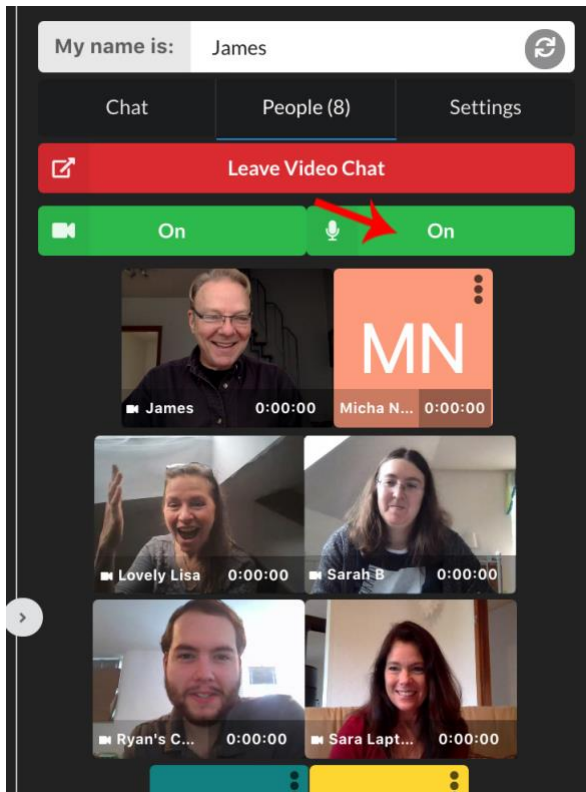
11. If there are guests who are constantly texting distracting messages, feel free to ask them to wait until the *After Party* to share their thoughts. If they are unkind, obnoxious or rude, as the host you can remove them from the Watch Party by clicking on the **People** tab and finding their icon in the list. Click on the three dots ⋮ in the upper right of their icon. You will then have the ability to remove them from your Watch Party by clicking on the word **Kick**.



12. During the closing movie credits, paste this in the Text Chat:

"I hope you enjoyed the movie as much as I did! Please stay online for the After-Party. I look forward to talking with you about the movie and sharing some exciting, fun facts about the film!"

Then click on the **People** tab and then click on the purple **Join Video Chat** bar to activate your camera and audio to host the *After-Party*.



Now you can greet your guests with an audio greeting and ask them to click on the **People** tab to join the *After-Party* to discuss the movie and hear some fun behind-the-scenes stories!

If it gets too noisy during the *After-Party*, you can encourage people to click on the green Mic button to mute their mics until they want to talk.

The Traveler Movie Links

Select and copy a movie language link that you'd like to share!

Arabic - <https://youtu.be/CBQfZFqUS-I>
Bahasa Indonesian - <https://youtu.be/KqsZkr-fTr8>
Brazilian Portuguese - <https://youtu.be/sGjgactyeo>
Bulgarian - <https://youtu.be/pQOrkVe5igl>
Chinese - <https://youtu.be/DPLB0OaTF9k>
English - https://youtu.be/NsZC-6V_zAY
Farsi - <https://youtu.be/Jviq0YLWSqk>

German - https://youtu.be/Hu3_ECOWHzU
Romanian - <https://youtu.be/OrAlf1jd1oc>
Russian - <https://youtu.be/GDjffMcP43Q>
Spanish - <https://youtu.be/bhdn0AyvsxQ>
Tajik - <https://youtu.be/VtaXiOSMiVI>
Yazgulomi - <https://youtu.be/AmY5AzMRH1M>



Watch Party Sample Invitations

Ready to lead a Watch Party? Now it's time to invite people!

Inviting people to your *Watch Party* is so easy! We've provided some pre-scripted invitation suggestions below. All you have to do is copy and paste them into a text or email, filling in the specific time and date details for your *Watch Party*! We recommend that you write each person to invite them personally

Use this first template **3-4 days before** the day of your Watch Party:

"Hey *[insert friend's name]*! Some friends of mine produced this movie, "The Traveler." I was really inspired by the story, so I want to share it with you! I've decided to host a Watch Party this *[insert date and time of Watch Party]*. I think you'll enjoy the movie! This will be a fun way to get together even though we can't be in person right now. Here's a link to the movie trailer! *[insert trailer link to desired trailer from the list below]* After the movie I'll be hosting an After-Party too, where I'll share some fun insights about the film. I really hope you can join me on *[insert date again]*!"

We recommend using this template to send another text or email **on the day of** your *Watch Party*:

"Hey *[insert friend's name]*! Today at *[time of showing plus time zone reference]* I'll be showing the award-winning movie "The Traveler" on WatchParty.me at this link *[insert link from "[How to Set up a Watch Party](#)" found above]*! "The Traveler" is a 53-minute dramatic story filmed in the beautiful Pamir Mountains of Tajikistan and has won 18 film festival awards internationally. This heartwarming movie portrays the power of forgiveness and reconciliation along life's journey. Here is a link to the movie trailer! *[insert link from below]* See you at *[insert time of Watch Party]*!"

THE TRAVELER IS WINNER OF 16 FILM FESTIVAL AWARDS



The Traveler Film Trailers

You can send a two-minute Film Trailer link in your email invitation as a teaser to encourage people to attend your Watch Party! Select and copy the language link you want to share.

Arabic - <https://vimeo.com/548790706>

Bahasa Indonesian - <https://vimeo.com/434024441>

Brazilian Portuguese - <https://vimeo.com/442349116>

Bulgarian - <https://vimeo.com/431483158>

Chinese - <https://vimeo.com/631832748>

English - <https://vimeo.com/320838531>

Farsi - <https://vimeo.com/442353626>

German - <https://vimeo.com/368842413>

Romanian - <https://vimeo.com/368845538>

Russian - <https://vimeo.com/442355611>

Spanish - <https://vimeo.com/433674887>

Tajik - <https://vimeo.com/341820965>

Yazgulomi - <https://vimeo.com/344817956>



4 Helpful Tools to Lead Your After-Party Conversation

Leading a conversation towards the gospel may be a little scary and challenging for some, so we've made it as non-intimidating as possible by preparing four helpful tools for talking with your friends after viewing "The Traveler" movie:

- How the Movie Relates to God
- 10 Movie Discussion Questions
- Behind-The-Scenes Miracle Stories & Fun Facts
- How to Lead Someone to Faith in Jesus



How The Traveler Movie Relates to God

"The Traveler" film is written primarily to help an Islamic audience understand more about God and was inspired by the Beatitudes (8 proverb-like principles) that Jesus teaches in Matthew chapter 5 in the Bible. These Beatitudes are demonstrated in the film through the life of Khosabek, a man who is seeking reconciliation with his family and the community from his childhood. Throughout the story Khosabek is confronted by 8 different situations, but in every situation he chooses to live the godly way that Jesus encourages us to live in Matthew 5:1-10:

Blessed are the poor in spirit, for theirs is the kingdom of heaven.

Blessed are those who mourn, for they will be comforted.

Blessed are the meek, for they will inherit the earth.

Blessed are those who hunger and thirst for righteousness, for they will be filled.

Blessed are the merciful, for they will be shown mercy.

Blessed are the pure in heart, for they will see God.

Blessed are the peacemakers, for they will be called children of God.

Blessed are those who are persecuted because of righteousness, for theirs is the kingdom of heaven.

For 15 years, shame and fear have kept Khosabek away from his family. Unfortunately, when he finally does return to see his aging parents, he is more concerned with his own best interest than theirs. Thankfully, Khosabek is challenged by an older, wiser man to consider how he can be a blessing to his family and put his own selfish desires aside.

Khosabek's character is further challenged when his family's reputation is threatened. He is given a choice to stand up for his family and do what is right, or to do what will benefit him and preserve his wealth and the life he has created for himself. Faced with this difficult decision, Khosabek realizes that he doesn't know how to fix these things on his own, so he takes a position of humility and begins asking God and others for help.

Wise counsel instructs him that he could regain his father's trust by responding in meekness. This would require that he give up his comfortable city lifestyle and choose to sacrifice his desires to protect his family. This teaching comes directly from Biblical instructions to live with one another in humility, patience, and love, as well as to consider others more important than ourselves.

“Do nothing from selfishness or empty conceit, but with humility consider one another as more important than yourselves; do not merely look out for your own personal interests, but also for the interests of others.”

— Philippians 2:3-4

As Khosabek begins living according to the ways Jesus instructed, his relationships are restored and his family's honor is preserved. Therefore, since these teachings of Jesus proved to be true and helpful, one should then ask, *“what were the other teachings of Jesus?”*

Jesus declares himself to be the Truth and the way to eternal life. He claims that He came to save the lost, and give life to the dead. As believers we know that a relationship with Jesus is not maintained by only trying to live righteously, but that it requires the power of the Holy Spirit to transform our hearts. We must let go of our own worldly desires and choose to follow God, putting our trust in His promises and teachings.





10 Movie Discussion Questions

These questions were carefully crafted to soften people's hearts and help them see how the love of God is represented in the film – and to help lead them to understand how God can transform their lives, too.

As you look through these suggested questions below, depending on how much time you expect to have to lead a conversation after viewing the movie, you may want to **select 5 or 6** of the best questions that you think will be most impactful to your audience.

Note: To see the complete list of questions from “The Traveler” Movie Discussion Guide, go to www.theTravelerFilm.com, select your desired language (or click on the language flag button) which will take you to that page, then download the Movie Event Package in that language to access the discussion guide.

Strength in Meekness

- How could the temptation to be greedy affect the choices we make?

Being Morally Upright

- Why did Khosabek feel remorse when questioned about his “good heart”?

Showing Compassion & Giving Grace

- When you forgive someone, who receives the greatest freedom?

Living with Honest Integrity

- What are “rotten beams” a symbol of? How do they relate to making right choices?

Reconciling Conflicts

- What did it cost Khosabek, beyond material things, to reconcile with his father?
- What did his actions reveal about his change of heart?

Mistreated for Doing What’s Right

- What gift did Khosabek ultimately receive for his honorable actions?

Make it Personal

- What would you be willing to sacrifice to reconcile a relationship?
- How would you respond if someone paid a debt that you owed?
- Do you know that God paid your debts? Are you aware of the gift that He has for you?

Suggestion: Share your personal testimony. What areas in your life has God met you in ways that relate to the film? (See also the [“How to Lead Someone to Faith in Jesus”](#) section below.)



“The Traveler” Behind-the-Scenes Miracle Stories & Fun Facts

During the movie, you can type a short note in the chat about the behind-the-scenes stories that you plan to share in the *After-Party*. You can post the **green phrases below** in the Watch Party Chat during the film to make the movie more interactive and draw people to your *After-Party*!

The **red timings** next to the green phrases are the timecodes that show you when to post the phrases in the chat. The timings are based on the points where the behind-the-scenes stories occurred during the filming of the movie.

Note: *The stories are in chronological order, but during the After-Party feel free to share them in whatever order works best for your discussion.*

At 15 seconds into the movie:

After the Watch Party there will be a 30-45 minute *After-Party* to hang out and talk about the movie. Look for the *After-Party* link in the chat at the end of the film!

Where in the world is Tajikistan, the country where “The Traveler” was filmed?

Tajikistan is a part of Central Asia, which was formerly a part of the Soviet Union. China borders Tajikistan on the East and Afghanistan, Pakistan and India are to the South.

1:10 There’s a great story of how they filmed this plane that I’ll share at the *After-Party*!

How was the film team able to film the commercial plane landing at the opening of the movie?

Partnering with Tajikistan’s National Film Institute opened many doors for filming possibilities. The team was amazed to be able to go behind the airport on the tarmac and shoot those opening scenes for the movie!

2:25 The film crew faced some interesting filming challenges that I’ll tell you about.

When the film crew arrived in the country, what almost jeopardized the film from being made?

Although the film crew thought they had been given all of the approval needed ahead of time to film in the highly-restricted valley area, when they flew into the capital city, they were told that one other authorization was required which would take 3 weeks to get before they were allowed to go to the valley. With 45-day work visas and 45 scenes to film, this seemed like an impossible situation. Yet the film crew prayed and everyone (even the officials) were amazed that the approval went through in 2-1/2 days! And despite many challenges that the film crew faced in the following month, they filmed all the scenes, even ahead of schedule.

7:02 This is really the night sky there!

How did they film the night sky when the actor was praying?

The production crew filmed the actor praying at dusk, covered the camera and left it in place on a tripod until 3:00 in the morning, and then came back and filmed the night sky. Later, they edited the two shots together to create this scene.

9:45 It was an amazing trek for the film crew to get to this valley – more about that later!

How did the film team get to the valley where they did most of the filming?

The valley is a 17-hour drive from Tajikistan's capital city of Dushanbe (Doo-shan-bay), so the film team hired a jeep to drive them. The journey took place all in one day. The scary points were when the driver would get in the oncoming traffic lane when driving up a blind hill and when he fell asleep at the wheel as he drove along the edge of a steep hill leading straight down to the river below! A fun experience was stopping along the edge of the road to get a natural car wash from the waterfall that was landing on the street. Fun fact: the valley had just received electricity for the first time 2 years earlier, so the timing was perfect to be able to film there.

14:35 Can't wait to share with you the interesting story behind why this film was made!

What was the reason for making this film and using the locals as actors?

Besides one simple PowerPoint, the people in this remote valley didn't have any other professional media in their language before "The Traveler" movie was made! Amazingly, until recently this people group didn't even have a written language. But an alphabet has now been created for them, so this movie is actually being used among the locals as a literacy tool.

Through hearing their language spoken and watching the subtitles of their language simultaneously, they are able to learn to read their language.

17:25 I'll share later how the actors were found for this movie.

How did they find the actors for the movie?

Two months before filming the movie, the film director went to Tajikistan and had just one week to find the 9 major filming locations and find 11 actors for the primary roles. He had been told that even if he found people to be actors, it was highly likely that they wouldn't be around when he and his film crew came back weeks later. But because he ended up selecting actors for the father, mother, son, girlfriend, and daughter-in-law roles who were actually a family in real life, they stayed committed to their word and were available when the crew returned.

20:55 There's a great backstory about this actor that I'm going to tell you!

Who is "the bad guy" Jahongir in real life?

The man who played the Jahongir character is actually a school superintendent in the main village where the filming took place. He is a really nice, friendly, gentleman in real life.

24:40 I'll share afterwards how the multinational film crew was able to communicate!

How many languages were involved in filming "The Traveler"?

There were three! The movie script was written in English and had to be translated into Tajik, the national language of Tajikistan, and then into the local Yazgulomi language of the actors. Each night before the next day's filming, the producer had to meet with the two translators, going through the next day's scenes line by line to make sure no key meanings were lost in translation. While filming each scene, each time the camera stopped rolling, it required speaking through two interpreters to give direction to the actors!

Who was on the filming crew?

“The Traveler” was made with a small film crew of 8 people from two countries – an American Director, Producer and 2nd Cameraman, as well as Tajiks who were the Assistant Director, Tajik Producer, two men who ran the Audio and Lighting, and a government official overseeing the filming.

30:45 I'll share with you an interesting story about the women who acted in the movie.

What is the interesting story behind the daughter-in-law actress and Khosabek's girlfriend actress?

In the Tajik culture men are able to have more than one wife, so in real life these two women are actually both wives of the man who played Khosabek, the lead actor, in the movie. There were times when the film crew wasn't certain that one or the other woman would show up (because of jealousy). At the end of the month of filming, while shooting the scene of Khosabek meeting his former girlfriend for the first time in 15 years, by acting together in that scene, it brought the real-life husband and wife back together.

36:25 This scene has an interesting backstory that I'll tell you about later.

How did some of the crew almost end up in the rushing river?

Two local guys graciously provided their cars each day to get the film crew and their equipment to each location, sometimes hours away. One of the cars would never start on its own, so each day some of the guys would get out and push the car to jump-start it. After filming at the high bridge over the river during the confrontation scene between Khosabek and Jahongir, the car started going backward off the bridge with the crew inside, but at the last minute it stopped with one tire off the road and the crew gingerly got out.

47:30 Some miraculous shifts in the weather happened while filming that I'll share with you!

How did the shifting mountain weather affect filming?

Because the movie crew was filming in a deep valley with high mountains all around, weather could shift very quickly, often creating a strong wind. Two times during the filming, both when the son and father meet for the first time at the beginning of the movie and when the son is taken away by the deputies at the end of the movie, the weather shifted so quickly and became so windy that it looked like they would have to stop filming. But the director asked everyone to stay in their places and he prayed to God to stop the wind – and both times, within 5 minutes, the wind died down and the sun came back out (which isn't common for the valley) and the filming could continue!

50:20 Filming these drone shots was challenging – great story I'll share!

What protection did the crew and equipment experience?

One afternoon while filming some drone shots for the movie, the Director of Photography lost signal with his drone and had to step out from underneath the big electric cables stretched across the valley to reconnect with the drone. He slid on a loose rock on the edge of the hill and fell down 20 feet. Amazingly, he and his equipment were fine... and his drone was just hovering in the air waiting for him to continue. Those shots became the opening and closing drone shots for the movie.

52:00 Join me now for the *After-Party*! Click on the People tab on the right side of your screen. See you in a minute!



Simple Steps to Leading Someone to Faith in Jesus

If you want to have the joy of leading a person to faith in Jesus, you need to know a few basic truths. These truths can be stated in different ways, but they essentially follow these points:

1. **God loves you! He has lovingly created you and desires to have a relationship with you.**
 - 1 John 4:16 “And so we know and rely on the love God has for us. ... God is love, and whoever abides in love abides in God, and God abides in him.”
2. **We all live our lives separated from God. We have all messed up.**
 - Romans 3:23 “For all have sinned, and come short of the glory of God.”
3. **God took the initiative again to restore the broken relationship between us and Him by sending Jesus to die on the cross for us.**
 - John 3:16 “For God so loved the world that He gave His only son that however believes in him will not perish but have eternal life.”
4. **Salvation is personal and requires a personal response. The big question is what are you going to do about it? Are you ready to accept His sacrifice on the cross? Will you follow Jesus?**
 - Romans 10:9 “If you confess with your mouth Jesus as Lord, and believe in your heart that God raised Him from the dead, you will be saved.”
 - John 1:12 “Yet to all who did receive him, to those who believed in his name, he gave the right to become children of God.”

Your Personal Testimony

It's helpful to be prepared to share your own personal testimony of how you came to faith in Jesus. It can be inspiring for someone who is searching for meaningful answers to life to hear how God has led you into a personal relationship with Jesus. Sharing the circumstances of *why* you were looking for the Truth can also help others identify with your story. And sharing *what God has done* in your life and *how He has changed you* since you've trusted Jesus as your Lord and Savior is also encouraging to see the power of God's love in action in your life.



Hosting-an-Event Prayer Guide

Okay, so you want to have a movie night to share all about our incredible God with your friends. Before you go out and invite anyone, take some time to pray about the inviting process. Ask the Holy Spirit to guide you to invite the people He is preparing, and to empower you with courage during the inviting process.

“Commit to the Lord whatever you do,
and he will establish your plans.” *Proverbs 16:3*

“For I am not ashamed of this Good News about Christ. It is the power of God at work, saving everyone who believes—the Jew first and also the Gentile.” *Romans 1:16*

“For God has not given us a spirit of fear and timidity, but of power, love, and self-discipline.” 2
Timothy 1:7

“Therefore, my dear brothers and sisters, stand firm. Let nothing move you. Always give yourselves fully to the work of the Lord, because you know that your labor in the Lord is not in vain.” *1 Corinthians 15:58*

“So be strong and courageous! Do not be afraid and do not panic before them. For the LORD your God will personally go ahead of you. He will neither fail you nor abandon you.”
Deuteronomy 31:6

“Do not be anxious about anything, but in every situation, by prayer and petition, with thanksgiving, present your requests to God” *Philippians 4:6*

“If you need wisdom, ask our generous God, and he will give it to you. He will not rebuke you for asking” *James 1:5*

“Now get to your feet! For I have appeared to you to appoint you as my servant and witness. Tell people that you have seen me, and tell them what I will show you in the future. And I will rescue you from both your own people and the Gentiles. Yes, I am sending you to the Gentiles to open their eyes, so they may turn from darkness to light and from the power of Satan to God. Then they will receive forgiveness for their sins and be given a place among God’s people, who are set apart by faith in me.” *Acts 26:16-18*

Prayer Points:

Before inviting:

- Who does God want me to invite?
- Ask him to lead you to people who are already seeking him and have a desire to know him more.
- Pray for opportunities to reach these people and have conversations with them.
- Pray that these people will appreciate the invitation and be interested in attending.
- Pray that they will be available on the date you have selected for the movie night.
- Pray for courage and boldness for yourself. God does not give us a spirit of fear, but of courage.
- Ask the Spirit to speak through you and guide you in this process.

Sending out the invites:

- Pray for God's blessing to be on each person you invite.
- Pray that they will not be distracted when they receive your invite, but that they will be able to give it their full attention.
- Pray for quick responses and that the people will say yes to coming!

After inviting:

- Pray that God will work in the hearts to convict the people that this is an event they need to attend.
- Pray that their schedule will remain open and that they will be free to attend your event.
- Pray that they can finish all of their work projects or schoolwork so that they have nothing distracting them or preventing them from attending.
- Pray for their health, especially on the day of the event.
- Pray that they will think of friends to invite who would also enjoy the story and are eager to learn more about God.
- Pray that God will prepare their hearts for the message of his love.

Day of the event:

- Pray that everyone will be eager to attend, full of excitement and anticipation for a fun night with friends.
- Pray against distractions that could keep them from joining.
- Pray against any uneasiness or nervousness they may feel about participating.
- Pray that God will soften their hearts and open their ears and eyes to be able to receive the message that is told in the film.
- Pray for vulnerability and openness in the group. That the guests may feel comfortable attending and admitting their need for a savior.
- Pray that the people may see God's presence in your life, that God will fill you and shine through you during the event. That the guests may recognize God's impact in your life and desire the same change in their own life.
- Pray that they may be encouraged by the story and desire to know the love of God and desire to have a relationship with him.
- Pray against any feelings of condemnation, guilt or shame. Rather, pray that the guests may open themselves to the forgiving grace and mercy of our God.

After the event:

- Pray that God will use the movie to continue to speak to people's hearts in the following days after watching the movie.
- Pray that the conversations you had with people will bear fruit and be used by God to draw them to Him.
- Pray that they will share with others the truths that they learned.
- Pray for God to send them other Christians to talk to them more about Jesus.
- Pray for other opportunities to get to talk with these friends about God again in the future.

May God go before you!

We're excited to offer you these fun and easy-to-share movies as a helpful way to share your faith and expand God's Kingdom for His glory! We pray that God will bless your conversations with people and that they will lead to them learning about and accepting Him!